

How to find my OpenCCC Account?

Head over to
www.openccc.net
Select "Sign In"
Select "Forgot"

Sign In **Forgot?**

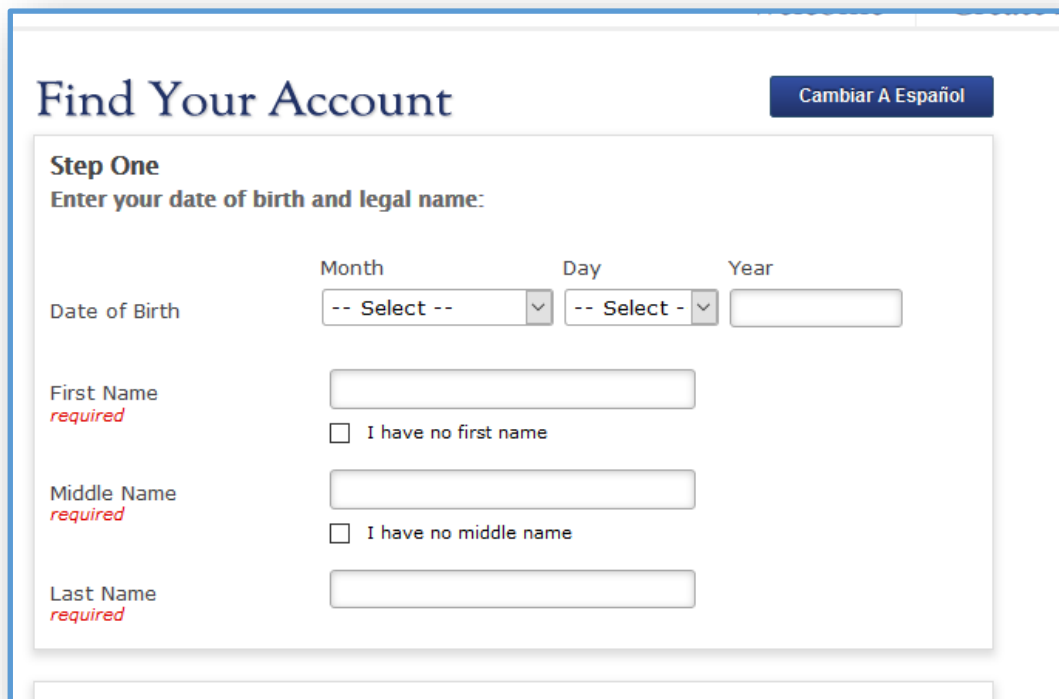
Username:

Password:

[Create a New Account](#)



Complete Step One:
Fill in your date of birth and
legal name.



Find Your Account [Cambiar A Español](#)

Step One
Enter your date of birth and legal name:

Date of Birth

Month	Day	Year
-- Select --	-- Select --	

First Name *required*

I have no first name

Middle Name *required*

I have no middle name

Last Name *required*



Complete Step Two: Enter one of the following

Step Two
Enter at least one of the following:

Social Security Number
Usually, this is the best way to find your account.

Email Address


Phone Number
###-###-####

ZIP Code

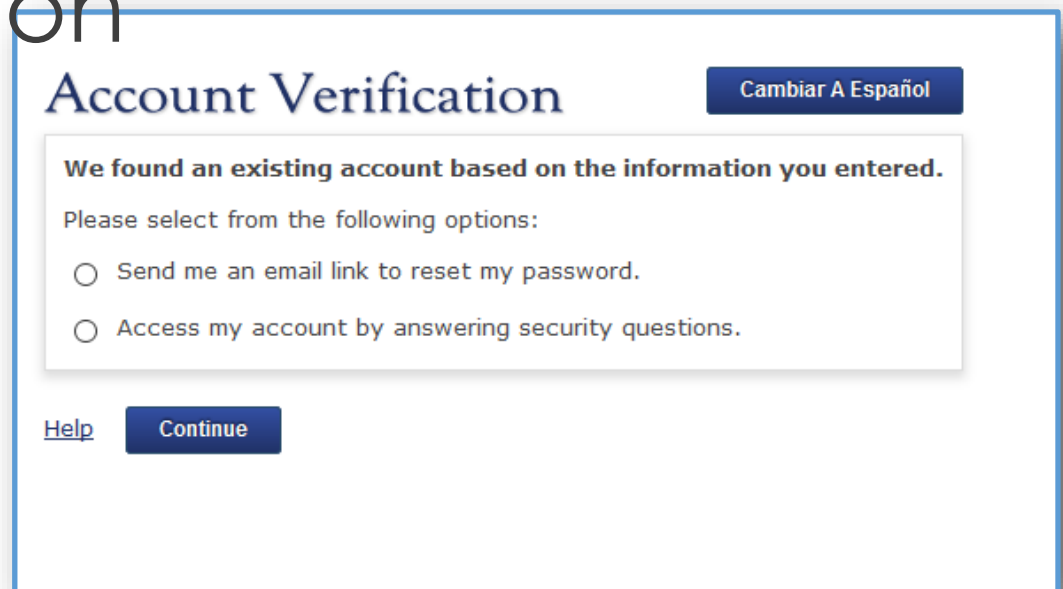
or [Cancel](#)

Select "Find My Account"





Account Verification:
Select the option that works best
to retrieve your account
information



Account Verification [Cambiar A Español](#)

We found an existing account based on the information you entered.

Please select from the following options:

- Send me an email link to reset my password.
- Access my account by answering security questions.

[Help](#) [Continue](#)

Select Continue.

If you are unable to complete
the steps, contact OpenCCC by
calling 877-247-4836

